

Digital Pressure

# Gauge / Switch / Transmitter Transducer

The DPG-75 Digital Pressure Gauge with 1% full scale accuracy uses FTB-developed and patented technology as your cutting edge, cost-saving provider for digital solutions. The FTB-developed technology delivers stable and long-lasting performance. 5 1/2 digit blue backlit LCD makes DPG-75 the largest in window size Digital Pressure Gauge found available on market. The DPG-75 was built for the applications which the cost for digital solutions is highly concerned.

The DPG-75 is rugged and features High Pressure Capture with pressure ranges ranging from vacuum (bar, "Hg, cmHg, mmHg) to 15,000 PSIG (displayed also in bar, kg/cm<sup>2</sup>, MPa, and kPa). An AC power adapter of 100-240 Volts with 50-60 Hz is included for easy installation; also, an DC power of 5-24 Volts is available as an option for DC power input as well. Typical applications include test and measurement in the process industries, hydraulic and pneumatic systems, industrial gases, industrial machinery and machine tools, injection molding machines, stamping and forming presses, and pumps and compressors.

Besides the functions that the DPG-75 has to offer, the DPS-75 Digital Pressure Switch does deliver an additional pressure switch function to the applications which the control of set pressures is needed. Equipped with 8 Pressure Setting Points, the DPS-75 is the most economical digital pressure switch available on market ever.

## FEATURES

- $\pm 1\%$  Full Scale Accuracy.
- Ranges from Vacuum to 15,000 PSIG (1,000 kg/cm<sup>2</sup>).
- Positive Pressures (bar, psi, kg/cm<sup>2</sup>, MPa, and kPa), Negative Pressures ("Hg, cmHg, mmHg, bar).
- 5 1/2 Digits Blue Backlit LCD.
- High Pressure Capture.
- CE Compliant.
- Rugged ABS Plastic Housing with black lacquered.
- Customer Recalibration.
- Zero Offset/Tare.

## ACCESSORIES

Pressure Adapters  
TO 7/16"-20 SAE Oring Connection.  
TO 3/8", 1/2" Connection Adapters.  
(Call factory for other fittings.)

## SPECIFICATIONS

|                                  | DPG-75   | DPS-75   | PT-75  |
|----------------------------------|--|--|--|
| Accuracy                         | ± 1% Full Scale  |  |  |
| Diameter                         | 3 inches (78 mm)   |  |  |
| Temperature Ranges               | Operating/Medium 14°-39° 2' F/-10°-200° C<br>Storage 14°-122° F/-10°-50° C<br>Ambient 14°-167° F/-10°-75° C  |  |  |
| Pressure Ranges                  | Negative (Vacuum) and Positive through 0-15000 PSI   |  |  |
| Burst Pressure                   | 30% Full Scale   |  |  |
| Engineering Units                | Vacuum bar, °Hg, cmHg, mmHg<br>Positive bar, psi, kg/cm², MPa, kPa   |  |  |
| LCD Display                      | 5 1/2 Digits LCD, Blue Backlit-0.5 inches high   |  |  |
| Connection                       | Standard 1/4" PT   |  |  |
| Power Requirement                | 1. Input 100-120 VAC Adapter @ 60 Hz with output 5 VDC @ 1000 mA (included), or<br>2. Input 220-240 VAC Adapter @ 50 Hz with output 5 VDC @ 1000 mA (included), or<br>3. Input 5-24 VDC 2-wire wiring (1.5 meters) |  | Input 24 VDC 3-wire  |
| Wetted Parts                     | Standard Brass or Optional Stainless Steel AISI 304/316  |  |  |
| Case Material                    | ABS Plastic with Black Lacquered   |  |  |
| High Pressure Capture            | Standard   |  |  |
| Face Membrane                    | Tactile Feedback Raised Buttons  |  |  |
| Field Calibration                | Zero Adjustment  |  |  |
| Output Signal                    | N/A  | 5 VDC, 3-9 wires wiring (1.5 meters) depending on numbers of Setting Points/Contacts purchased                 | 1. Analog 4-20 mA, 3-wire, or<br>2. 0-5 VDC, 3-wire, or<br>3. 0-10 VDC, 3-wire |
| Functional Relay                 | N/A  | 1-8 Setting Points/Contacts depending on numbers of Setting Points/Contacts purchased<br>Input 24 VDC required | N/A  |
| Pressure Setting Points Contacts | N/A  | 1-4 Highs 1-4 Lows<br>Standard 1 High or Low   | N/A  |



Model DPS-75  
Lower Mount with Flange



Model DPS-75  
Lower Back Mount with Flange



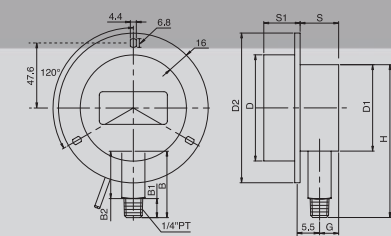
Model DPG-75  
Lower Mount

| PRESSURE RANGES (PSI) / KG | MAXIMUM SAFE OVER PRESSURE (PSI) / KG See note (*) below for details. | INCREMENTAL DISPLAY STEPS (PSI) / KG |
|----------------------------|---|--------------------------------------|
| 0-15 (15)/1                | (19.5)/1.3  | (.10)/0.006                          |
| 0-30 (30)/2                | (39.0)/2.6  | (.20)/0.013                          |
| 0-40 (40)/3                | (52.0)/3.9  | (.26)/0.02                           |
| 0-60 (60)/4                | (78.0)/5.2  | (.40)/0.026                          |
| 0-100 (100)/7              | (130.0)/9.1   | (.66)/0.046                          |
| 0-140 (140)/10             | (182.0)/13  | (.93)/0.06                           |
| 0-200 (200)/15             | (260.0)/19.5  | (1.30)/0.1                           |
| 0-280 (280)/20             | (364.0)/26  | (1.86)/0.13                          |
| 0-350 (350)/25             | (455.0)/32.5  | (2.33)/0.16                          |
| 0-500 (500)/35             | (650.0)/45.5  | (3.33)/0.23                          |
| 0-570 (570)/40             | (741.0)/52  | (3.80)/0.26                          |
| 0-700 (700)/50             | (910.0)/65  | (4.66)/0.33                          |
| 0-1,000 (1K)/70            | (1,300.0)/91  | (6.66)/0.46                          |
| 0-1,400 (1.4K)/100         | (1,820.0)/130   | (9.33)/0.66                          |
| 0-2,100 (2.1K)/150         | (2,730.0)/195   | (14.00)/1                            |
| 0-2,800 (2.8K)/200         | (3,640.0)/260   | (18.66)/1.33                         |
| 0-3,500 (3.5K)/250         | (4,550.0)/325   | (23.33)/1.66                         |
| 0-4,200 (4.2K)/300         | (5,460.0)/390   | (28.00)/2                            |
| 0-5,000 (5K)/350           | (6,500.0)/455   | (33.33)/2.33                         |
| 0-5,700 (5.7K)/400         | (7,410.0)/520   | (38.00)/2.66                         |
| 0-7,000 (7K)/500           | (9,100.0)/650   | (46.66)/3.33                         |
| 0-8,500 (8.5K)/600         | (11,050.0)/780  | (56.66)/4                            |
| 0-10,000 (10K)/700         | (13,000.0)/910  | (66.66)/4.66                         |
| 0-15,000 (15K)/1000        | (19,500.0)/1300   | (94.66)/6.66                         |

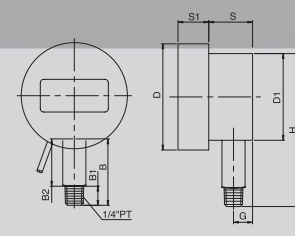
\* Maximum Safe Over Pressure is the pressure which the unit can experience occasionally without loss of accuracy or permanent damage.

## DIMENSIONS

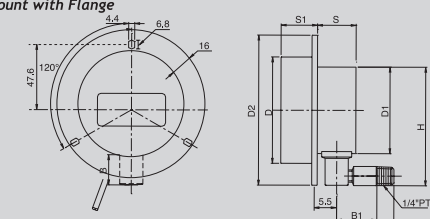
DPG/DPS/PT-75 Lower Mount with Flange



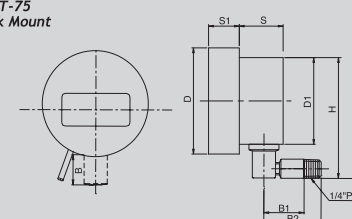
DPG/DPS/PT-75 Lower Mount



DPG/DPS/PT-75 Lower Back Mount with Flange



DPG/DPS/PT-75 Lower Back Mount



| Model                                      | D  | D1   | D2  | B  | B1   | B2 | S    | S1   | S2 | S3 | R | G  | H     |
|--|----|------|-----|----|------|----|------|------|----|----|---|----|-------|
| DPG/DPS/PT-75 Lower Mount with Flange      | 78 | 63.5 | 110 | 49 | 14   | 35 | 28.3 | 26.7 |    |    |   | 14 | 112.3 |
| DPG/DPS/PT-75 Lower Mount                  | 78 | 63.7 |     | 49 | 14   | 35 | 32.2 | 22.6 |    |    |   | 14 | 112.4 |
| DPG/DPS/PT-75 Lower Back Mount with Flange | 78 | 63.5 | 110 | 22 | 29.5 | 42 | 28.3 | 26.7 |    |    |   | 14 | 112.3 |
| DPG/DPS/PT-75 Lower Back Mount             | 78 | 63.5 |     | 22 | 29.5 | 42 | 32.2 | 22.6 |    |    |   | 14 | 112.4 |